

Overview and Identification

The Submersible Duct Unit is for duct mounting and temperature measurement of air across cooling coils or wet locations. The Stainless Steel probe tip is very small (1/8") to fit between coil fins and made in different lengths for a custom duct fit.

The unit is available in multiple thermistor or RTD types as shown in the specifications. Enclosure mounting styles come in plastic or metal for both NEMA 1 and NEMA 4 applications and are all plenum rated.

Fig. 1: Duct Unit with No Box (NB)

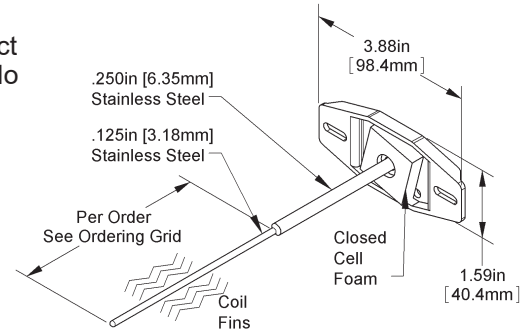


Fig. 2: Duct Unit with J-Box (Standard)

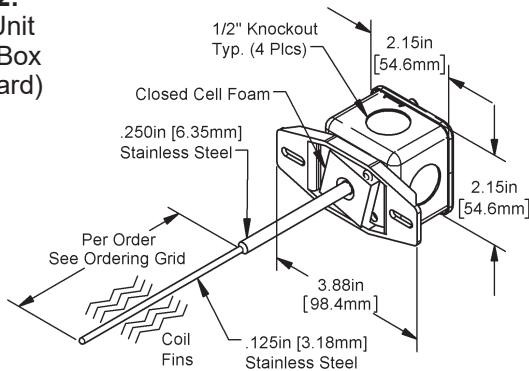


Fig. 3: Weatherproof (WP) Duct Unit

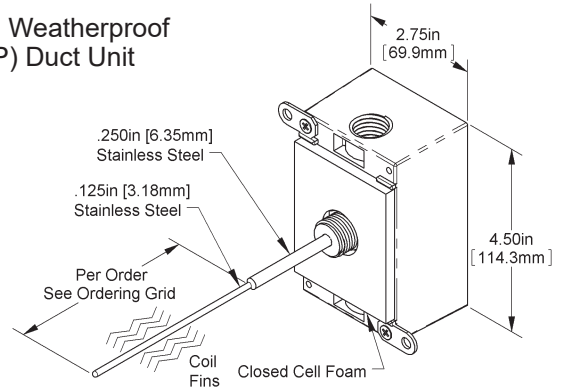


Fig. 4: BAPI-Box (BB) Duct Unit

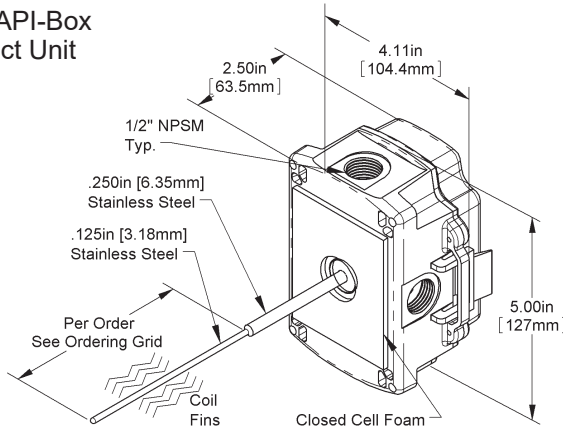


Fig. 5: BAPI-Box 2 (BB2) Duct

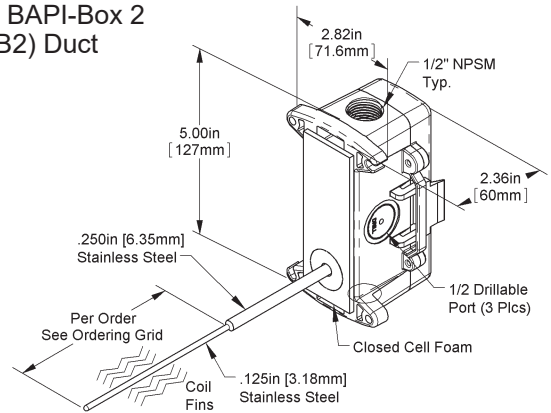
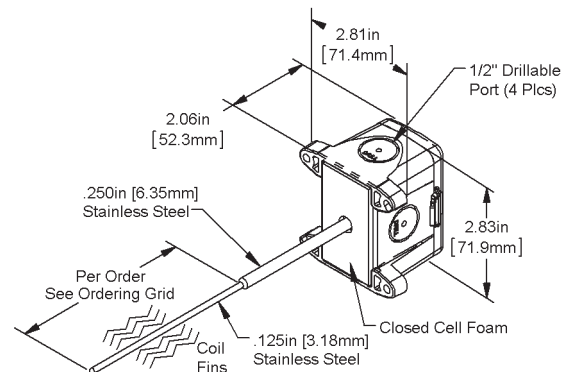


Fig. 6: BAPI-Box 4 Enclosure (BB4) Duct Unit
A Pierceable Knockout Plug is available from BAPI for the open port in the BB4. (Part #BA/PAK-100)



Mounting

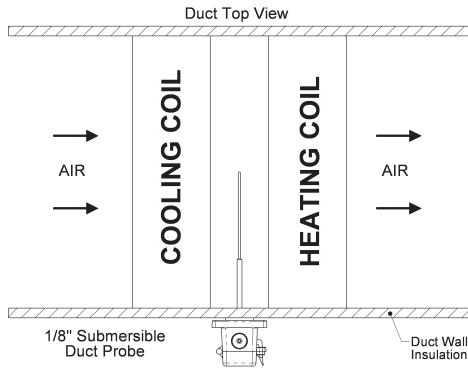


Fig. 7: Cooling Coil Discharge Air Temperature Application

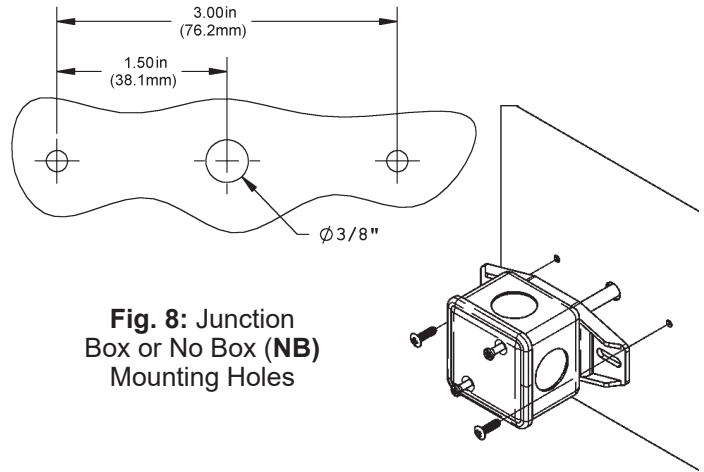


Fig. 8: Junction Box or No Box (NB) Mounting Holes

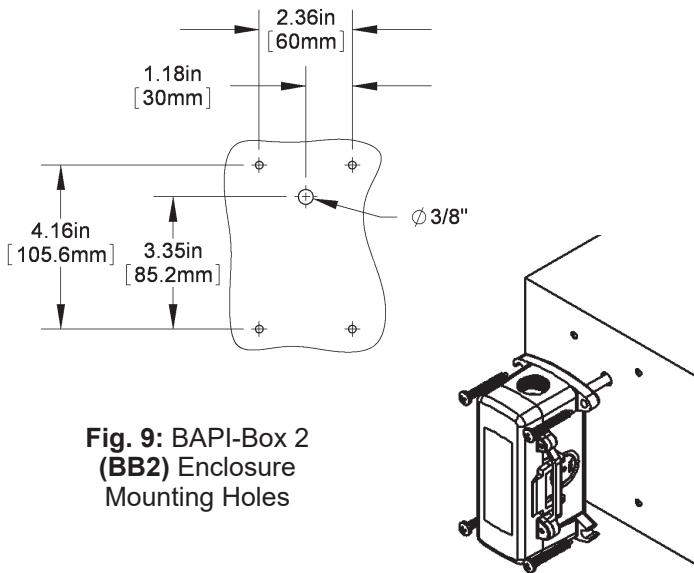


Fig. 9: BAPI-Box 2 (BB2) Enclosure Mounting Holes

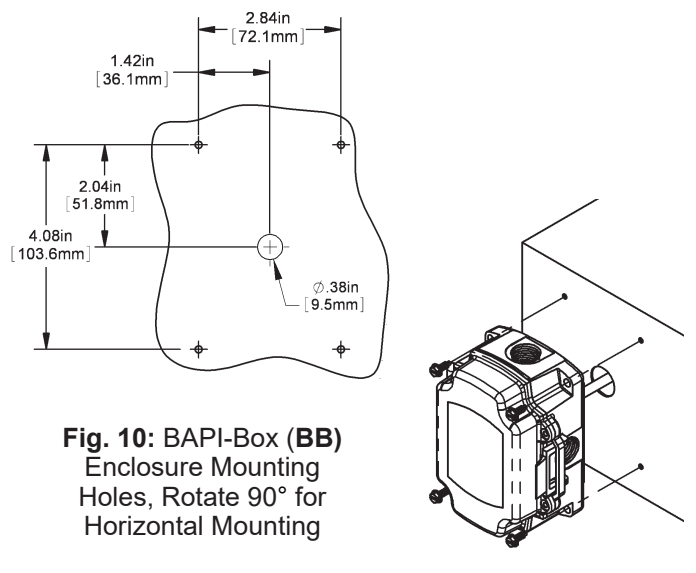


Fig. 10: BAPI-Box (BB) Enclosure Mounting Holes, Rotate 90° for Horizontal Mounting

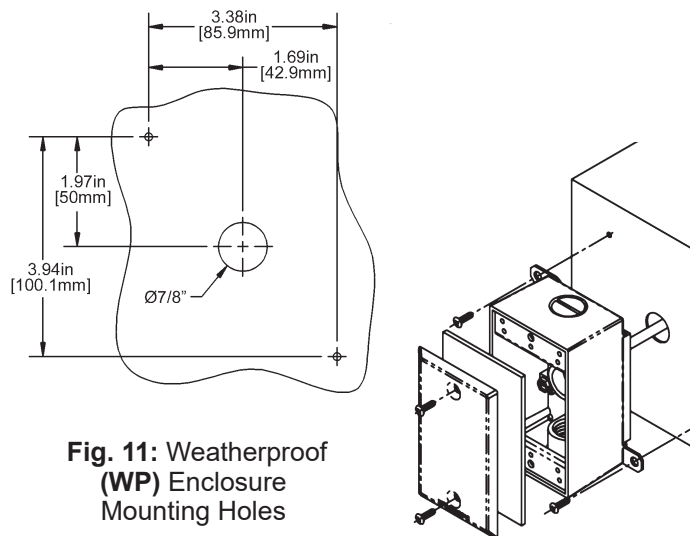


Fig. 11: Weatherproof (WP) Enclosure Mounting Holes

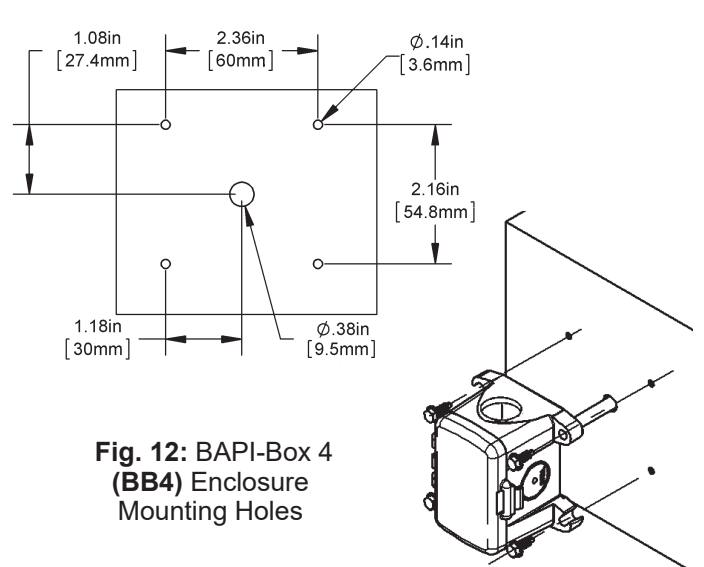


Fig. 12: BAPI-Box 4 (BB4) Enclosure Mounting Holes

Wiring & Termination

BAPI recommends using twisted pair of at least 22AWG and sealant filled connectors for all wire connections. Larger gauge wire may be required for long runs. All wiring must comply with the National Electric Code (NEC) and local codes. Do NOT run this device's wiring in the same conduit as high or low voltage AC power wiring.

BAPI's tests show that inaccurate signal levels are possible when AC power wiring is present in the same conduit as the sensor wires.

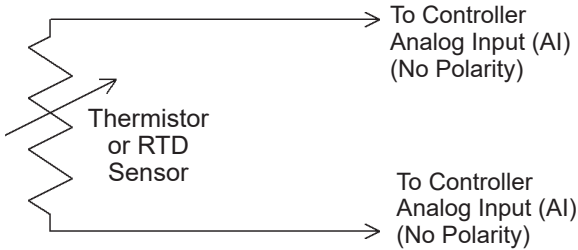


Fig. 13: 2 Wire Termination for Thermistor or RTD

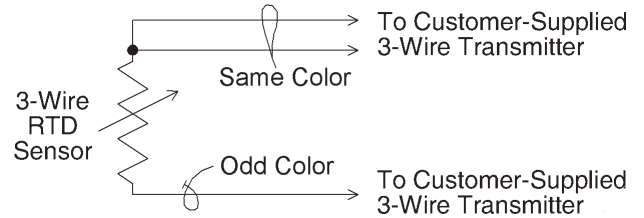


Fig. 14: 3 Wire Termination for RTD

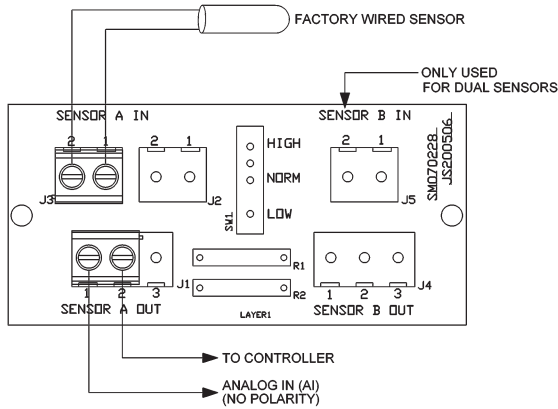


Fig. 15: Terminal Strip (-TS) Option for 2 Wire Sensors Termination

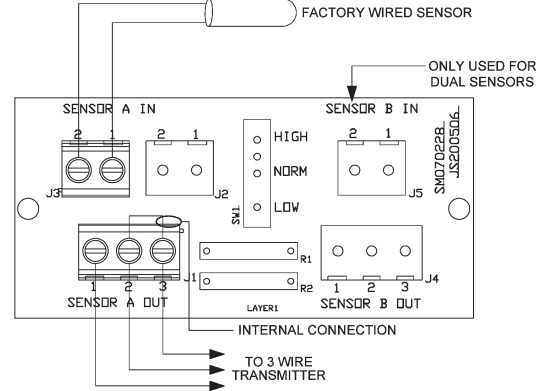


Fig. 16: Terminal Strip (-TS) Option for 3 Wire Sensors Termination

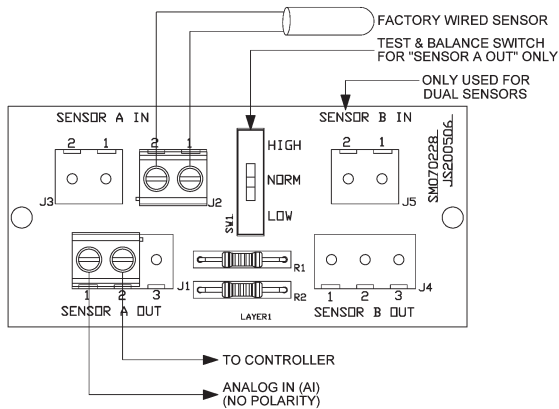


Fig. 17: Test & Balance (-TB) Option for 2 Wire Sensors Termination

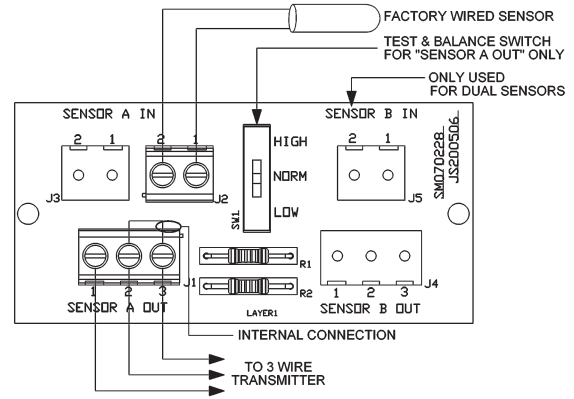


Fig. 18: Test & Balance (-TB) Option for 3 Wire Sensors Termination



Diagnostics

Possible Problems:

Controller reports higher or lower than actual temperature

Possible Solutions:

- Confirm the input is set up correctly in the front end software
- Check wiring for proper termination & continuity. (shorted or open)
- Measure the temperature at the temperature sensor's location using an accurate temperature standard. Disconnect the temperature sensor wires and measure the temperature sensor's resistance with an ohmmeter. Compare the temperature sensor's resistance to the appropriate temperature sensor table on the BAPI website. If the measured resistance is different from the temperature table by more than 5%, call BAPI technical support. BAPI's website is found at www.bapihvac.com; click on the "Resources" then "BAPI Sensors Overview" and then click on the type of sensor you have.

Specifications

Sensor: Passive

- Thermistor 2 wire
- RTD 2 or 3 wire

Thermistor: Thermal resistor (NTC)

- Temp. Output Resistance Per Order 1
- Accuracy (std) $\pm 0.36^{\circ}\text{F}$, ($\pm 0.2^{\circ}\text{C}$)
- Accuracy (High) $\pm 0.18^{\circ}\text{F}$, ($\pm 0.1^{\circ}\text{C}$), [XP] option
- Stability $0.036^{\circ}\text{F}/\text{Year}$, ($< 0.02^{\circ}\text{C}/\text{Year}$)
- Heat Dissipation $2.7 \text{ mW}/^{\circ}\text{C}$
- Temp. Drift $< 0.02^{\circ}\text{C}$ per year
- Probe range -40° to 221°F (-40° to 105°C)

RTD: Resistance Temp Device (PTC)

- Platinum (Pt) 100Ω and $1\text{K}\Omega$ @ 0°C , 385 curve
- Platinum (Pt) $1\text{K}\Omega$ @ 0°C , 375 curve
- Pt Accuracy (Std) 0.12% @Ref, or $\pm 0.55^{\circ}\text{F}$, ($\pm 0.3^{\circ}\text{C}$)
- Pt Accuracy (Hi) 0.06% @Ref, or $\pm 0.277^{\circ}\text{F}$, ($\pm 0.15^{\circ}\text{C}$), [A]option
- Pt Stability $\pm 0.25^{\circ}\text{F}$, ($\pm 0.14^{\circ}\text{C}$)
- Pt Self Heating.... $0.4^{\circ}\text{C}/\text{mW}$ @ 0°C
- Pt Probe range ... -40 to 221°F , (-40 to 105°C)
- Nickel (Ni) $1\text{K}\Omega$ @ 70°F , JCI curve
- Ni Probe range ... -40 to 221°F (-40 to 105°C)

Sensitivity: Approximate @ 32°F (0°C)

- Thermistor Non-linear – Go to bapihvac.com click "Resources" and "BAPI Sensors Overview"
- RTD (Pt) $3.85\Omega/^{\circ}\text{C}$ for $1\text{K}\Omega$ RTD
 $0.385\Omega/^{\circ}\text{C}$ for 100Ω RTD
- Nickel (Ni) $2.95\Omega/^{\circ}\text{F}$ for the JCI RTD

Lead Wire: 22awg stranded

Insulation: Etched Teflon, Plenum rated

Probe: Stainless Steel, Sheath 0.25" OD, Probe 0.125

Probe Length: 12" to 48" per order

Enclosure Types

- J-Box -JB, w/ four $\frac{1}{2}$ " knockouts
- No Box -NB, intended for open wiring
- Weatherproof ... -WP, w/ two $\frac{1}{2}$ " FNPT entries, (Bell box)
- BAPI-Box -BB, w/ four $\frac{1}{2}$ " NPSM & one $\frac{1}{2}$ " drill-out
- BAPI-Box 2 -BB2, w/ three $\frac{1}{2}$ " NPSM & three $\frac{1}{2}$ " drill-outs
- BAPI-Box 4: -BB4, w three $\frac{1}{2}$ " drill-outs & one $\frac{1}{2}$ " open port

Enclosure Ratings

- J-Box -JB, NEMA 1
- No Box -NB, No rating
- Weatherproof... -WP, NEMA 3R, IP14
- BAPI-Box -BB, NEMA 4X, IP66
- BAPI-Box 2 -BB2, NEMA 4X, IP66
- BAPI-Box 4 -BB4, IP10
(IP44 with Knockout Plug in the open port)

Enclosure Materials

- J-Box -JB, Galvanized steel, UL94H-B
- No Box -NB, Nylon 66, UL94H-B
- Weatherproof ... -WP, Cast Aluminum, UV rated
- BAPI-Box -BB, Polycarbonate, UL94V-0, UV rated
- BAPI-Box 2 -BB2, Polycarbonate, UL94V-0, UV rated
- BAPI-Box 4: -BB4, Polycarbonate & Nylon, UL94V-0

Ambient (Encl.): 0 to 100% RH, Non-condensing

- All BAPI-Boxes .-BB, BB2, BB4, -40 to 185°F , (-40 to 85°C)
- J-Box & No Box -JB, NB, -40 to 212°F , (-40 to 100°C)
- Weatherproof ... -WP, -40°F to 212°F , (-40° to 100°C)

Agency

- RoHS, *CE
- PT= DIN43760, IEC Pub 751-1983, JIS C1604-1989

*Passive Thermistors $20\text{K}\Omega$ and smaller are CE compliant

Specifications subject to change without notice.